

Variable high-performance clamps

# New flexibility with large clamping widths



## Secure

- due to high clamping forces up to 6.500 N at SLV resp. 9.000 N at GSV
- due tipping is prevented through central positioning on the workpiece

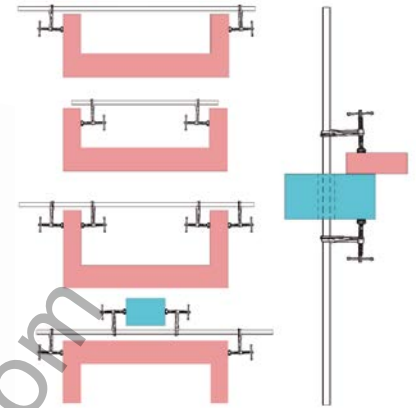


## Durable

- due to the heat-resistant pressure plate, which can be tilted up to 35° – GSV has a hardened and oil-soaked sintered steel insert for outstanding sliding and emergency running properties
- due to a tempered spindle

## Versatile

In addition to classic clamping work, the clamp can also be used for spreading. It can be fed through an opening in the workpiece/component and add additional sliding arms easily.



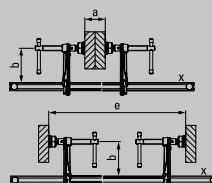
- due to end fastenings on both sides which can be loosened without tools

You Tube



SLV

GSV



### Variable high-performance clamps – Complete sets SLV/GSV

| Order-No.                                      | < a > | < b > | < e >    | < x >   | ⚖     | V2 |
|--|-------|-------|----------|---------|-------|----|
|  | mm    | mm    | mm       | mm      | kg    |    |
| <b>Variable high-performance clamp set SLV</b> |       |       |          |         |       |    |
| SLV100M  | 1000  | 120   | 340-1250 | 27 x 13 | 4.71  |    |
| SLV150M  | 1500  | 120   | 340-1750 | 27 x 13 | 5.90  |    |
| SLV200M  | 2000  | 120   | 340-2250 | 27 x 13 | 6.50  |    |
| <b>Variable high-performance clamp set GSV</b> |       |       |          |         |       |    |
| GSV300M  | 3000  | 140   | 400-3340 | 30 x 15 | 13.00 |    |

- Clamping force up to 6,500 N (SLV) or 9,000 N (GSV)
- Tipping is prevented through central positioning on the workpiece
- Special heat-resistant pressure plate, can be tilted by up to 35° – GSV with sintered steel insert
- Clamp can be fed through an opening in the workpiece/component
- Wide range of possible applications due to interchangeable sliding arm available in various different designs (see accessories)

Variable high-performance clamps

# A modular system for a wide range of applications



Alongside complete assembled high-performance clamping sets BESSEY also offers versatile accessories that can be combined with one another. Sliding arms that are already fitted can be changed over from clamping to spreading or replaced by different sliding arms or even supplemented with others.

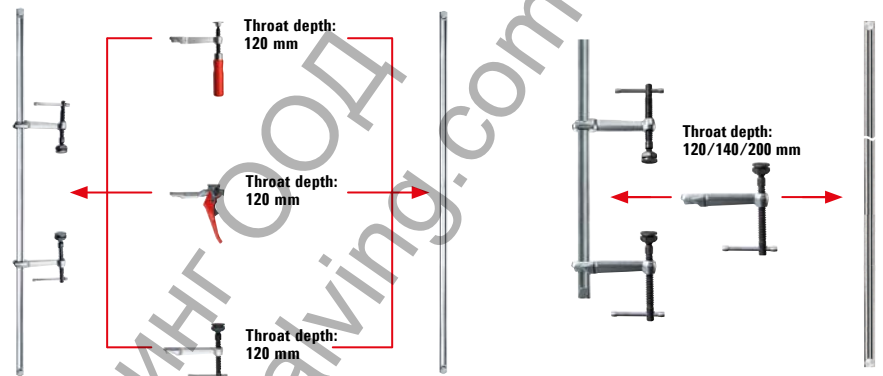
**4 clamp sets**  
**+ 4 rails**  
**+ 6 sliding arms**  
**= „X” options**

SLV100M  
 SLV150M  
 SLV200M

3101731  
 3101732  
 3101733

GSV300M

3101612



- 27 x 13 mm (SLV) or 30 x 15 mm (GSV) profile, cold drawn and galvanised
- End fastenings on both sides can be loosened without tools – for rapid changeover
- Suitable for all SLV or GSV size sliding arms

- Three different grip variants/designs
- Suitable for all SLV size rails

- One arm design with three throat depths
- Suitable for GSV size rails



### SLV/GSV size rails

| Order-No.            | ← a →<br>mm | ← x →<br>mm | ⚖<br>kg | V2 |
|----------------------|-------------|-------------|---------|----|
| <b>SLV size rail</b> |             |             |         |    |
| 3101731              | 1000        | 27 x 13     | 2.85    |    |
| 3101732              | 1500        | 27 x 13     | 4.05    |    |
| 3101733              | 2000        | 27 x 13     | 5.25    |    |
| <b>GSV size rail</b> |             |             |         |    |
| 3101612              | 3000        | 30 x 15     | 10.40   |    |


### Complete sliding arm for SLV sizes

| Order-No. | Description                            | ← b →<br>mm | ← x →<br>mm | ⚖<br>kg | V2 |
|-----------|--|-------------|-------------|---------|----|
| 3101426   | Wooden handle                          | 120         | 27 x 13     | 0.73    |    |
| 3101337   | Lever handle                           | 120         | 27 x 13     | 1.10    |    |
| 3101338   | Tommy bar incl. special pressure plate | 120         | 27 x 13     | 0.82    |    |

### Complete sliding arm for GSV sizes

| Order-No. | Description                            | ← b →<br>mm | ← x →<br>mm | ⚖<br>kg | V2 |
|-----------|--|-------------|-------------|---------|----|
| 3101329   | Tommy bar incl. special pressure plate | 120         | 30 x 15     | 1.13    |    |
| 3101330   | special pressure plate                 | 140         | 30 x 15     | 1.21    |    |
| 3101331   | with sintered steel insert             | 200         | 30 x 15     | 1.40    |    |

For further information  
[www.bessey.de](http://www.bessey.de)



BESSEY Tool GmbH & Co. KG ■ Mühlwiesenstraße 40  
 74321 Bietigheim-Bissingen, Germany  
 Fon +49 7142 401-0 ■ Fax +49 7142 401-452  
 E-Mail: [info@bessey.de](mailto:info@bessey.de) ■ [www.bessey.de](http://www.bessey.de)

Your dealer: